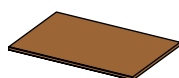


# interior of wardrobe system

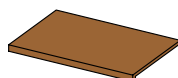
## wood types interior

alder, beech, oak, cherry, walnut, oak white oil, swiss pine  
drawer frames are only available in beech and walnut

information valid for all the following items



FA

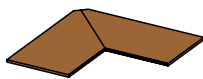


FAKA

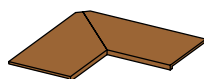
## shelf | shelf wide edge

for grid depth: 40 and 60 cm

w	46	62	78	94	126
---	----	----	----	----	-----



FAES

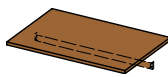


FAESK

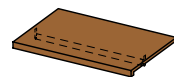
## shelf | shelf with wide edge for corner wardrobe

for grid depth: 40 and 60 cm

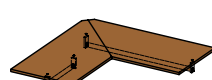
w	86	106
d	86	106



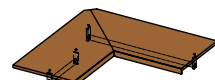
FKLE



FKLK



FKLEES



FKLKES

## shelf with clothes rail | wide edge shelf for corner unit with clothes rail | wide edge

for grid depth: 60 cm

FKL:

w	46	62	78	94	126
---	----	----	----	----	-----

FKLES:

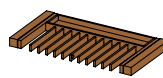
w	106
d	106



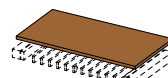
KLST

## clothes rail

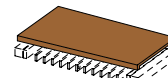
w	46	62	78	94	126
---	----	----	----	----	-----



HOSA



ABHOA



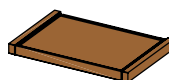
ABHOK

## trouser pull out\* | top cover for trouser pull out top cover for trouser pull out wide edge

for grid depth: 60 cm

number of trouser racks: 4, 7, 9, 11, 17

w	46	62	78	94	126
h	14				



TAB

## pull-out shelf

for grid depth: 40 and 60 cm

w	46	62	78	94	126
h	6				

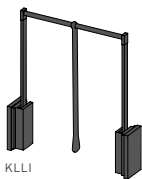


SFA

## shoe compartment

for grid depth: 40 and 60 cm

w	46	62	78	94	126
h	6				



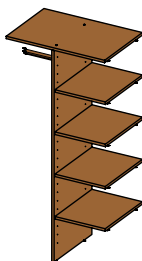
KLLI

## clothes lift

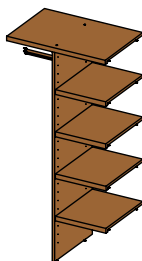
grid depth: 60 cm

colour: black-brown

w	46	62	78	94	126
h	84				



TEIN

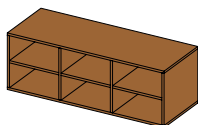


TEINK

## T partitioning | T partitioning with wide edge

grid depth: 60 cm

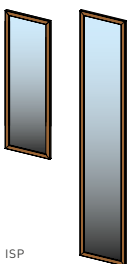
w	78	94	126
h	162.1		



INHE

## interior partitioning for shirts

w	78	94	126
h	32.4		
d	35		



ISP

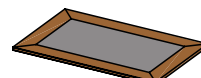
## interior mirror

w	33
h	88.5
d	171

## inside drawer and shirt drawer



OABH



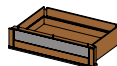
OABG

top wood cover for interior element

top glass cover for interior element

grid depth: 40 and 60 cm

w	46	62	78	94	126
h	wood 1.9   glass 1.6				



HEZI6 1



INLA6 1

1 shirt drawer

1 inside drawer

grid depth: 40 and 60 cm

w	46	62	78	94	126
h	18				



HEZI6 2



HEIN6 1

2 shirt drawers

1 shirt drawer, 1 inside drawer

grid depth: 40 and 60 cm

w	46	62	78	94	126
h	34				



INLA6 2



GRLA6 1

2 inside drawers

1 large drawer

grid depth: 40 and 60 cm

w	46	62	78	94	126
h	34				



HEZI6 3



HEIN6 2



INHE6 2

3 shirt drawers

2 shirt drawers, 1 inside drawer

1 shirt drawer, 2 inside drawers

grid depth: 40 and 60 cm

w	46	62	78	94	126
h	50				

cover glass and shirt drawer in smoked glass



INGR6 1



INLA6 3

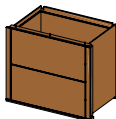
1 inside drawer, 1 large drawer  
3 inside drawers

grid depth: 40 and 60 cm

w	46	62	78	94	126
h	50				



INGR6 2



GRLA6 2



INLA6 4

2 inside drawers, 1 large drawer  
2 large drawers  
4 inside drawers

grid depth: 40 and 60 cm

w	46	62	78	94	126
h	66				



HEZI6 4



INHE6 3



HEIN6 3

4 shirt drawers  
1 shirt drawer, 3 inside drawers  
2 shirt drawers, 2 inside drawers

grid depth: 40 and 60 cm

w	46	62	78	94	126
h	66				



HINGR6 1



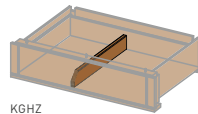
HEGR6 1

1 shirt drawer, 1 inside drawer, 1 large drawer  
2 shirt drawers, 1 large drawer

grid depth: 40 and 60 cm

w	46	62	78	94	126
h	66				

## drawer and shirt drawer division

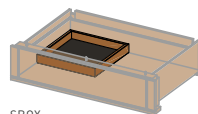


KGHZ

clamps for shirt drawer and inside drawer

types of wood: beech, walnut  
grid depth: 60 cm

h	5.1
d	42.7

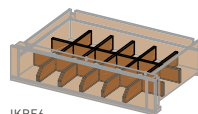


SBOX

accessories box for shirt drawer and inside drawer

types of wood: beech, walnut

w	21.2
h	3.1
d	21.2

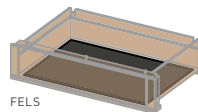


IKRE6

insert for shirt drawer

types of wood: beech, walnut  
grid depth: 60 cm

w	28.2	44.2	60.2	76.2	108.2
h	5.8				



FELS

felt inlay for shirt drawer and inside drawer

colour: anthracite  
grid depth: 40 and 60 cm

w	28.2	44.2	60.2	76.2	108.2
h	0.1				

## types of wood

Unless stated otherwise, all wooden surfaces are finished with natural oil.



alder



beech



beech heartwood



oak



wild oak\*



cherry



walnut



wild walnut\*



oak white oil



wild oak white oil\*



swiss pine not oiled\*\*

### colour patterns

Wood is one of the most noble, beautiful and versatile natural products we have. Every piece of wood is unique. Differences in colour are a result of the wood's structure and place of origin. Similarly, the age of the piece of furniture will determine its colour, as natural factors in your home's environment (e.g. sunlight) can change the surface colour. When your order specifies a particular colour, we do our best to match it. But minor variations in wood, glass, fabric or leather are inevitable. An exact colour match will never be possible.

\*wild wood versions only available on fronts

\*\*swiss pine only available for selected items; finished with natural oil on request