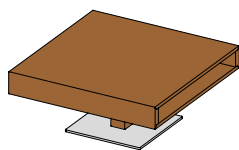


lift coffee tables



CTLIO | CTLIO E

lift coffee table

lift coffee table electric

CTLIO: infinitely height-adjustable between 39.5–75.5 cm

CTLIO E (electric): infinitely height-adjustable between 39.7–79.7 cm

table top: solid wood, laid-on coloured glass top or ceramic plate

glass colours: see p. 2

ceramic colours: see p. 2

types of wood: alder, beech, beech heartwood, oak,

wild oak, cherry, walnut, wild walnut, oil, oak white oil, wild oak white oil

base plate: chrome-plated steel gloss, stainless steel finish,

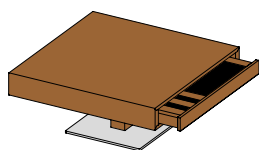
matt black, 46 × 46 cm

CTLIO:

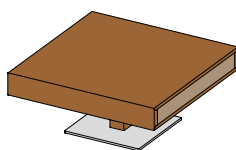
l	70	80	90	90	100	110
w	70	80	90	60	60	60

CTLIO E (electric):

l	80	90	100	100	110	120
w	80	90	100	60	60	70



CTLIH | CTLIH E



CTLIG | CTLIG E

lift coffee table with drawer on one side

lift coffee table with drawer on one side, electric

CTLIH | CTLIG: infinitely height-adjustable between 39.5–75.5 cm

CTLIH E | CTLIG E (electric): infinitely height-adjustable between 39.7–79.7 cm

table top: solid wood, laid-on coloured glass top or ceramic plate

drawer: front wood, front glass or front ceramic

glass colours: see p. 2

ceramic colours: see p. 2

types of wood: alder, beech, beech heartwood, oak, wild oak,

cherry, walnut, wild walnut, oak white oil, wild oak white oil

base plate: chrome-plated steel gloss, stainless steel finish,

matt black, 46 × 46 cm

incl. drawers with anti-slip mat

CTLIH | CTLIG:

l	70	80	90	90	100	110
w	70	80	90	60	60	60

CTLIH E | CTLIG E (electric):

l	80	90	100	100	110	120
w	80	90	100	60	60	70

types of wood

Unless stated otherwise, all wooden surfaces are finished with pure natural oil.
A detailed list of the wood types available for this product can be found on the page 1.



alder



beech




beech heartwood




oak



wild oak*




venetian oak**



cherry



walnut



wild walnut*




oak white oil



wild oak white oil*

coloured glass

glossy or matt | glass surfaces in a colour of your choice (see available colours on NCS colour charts, surcharge applies)




white (optiwhite)



sand (optiwhite)




pebble (optiwhite)



taupe (optiwhite)



sludge (optiwhite)




dark brown



medium grey
(optiwhite)



anthracite



black



pearl (matt only)




bronze (matt only)




steel (matt only)

ceramic



arctic white



phedra



cement



iron moss



basalt black

colour patterns

Wood is one of the most noble, beautiful and versatile natural products we have. Every piece of wood is unique. Differences in colour are a result of the wood's structure and place of origin. Similarly, the age of the piece of furniture will determine its colour, as natural factors in your home's environment (e.g. sunlight) can change the surface colour. When your order specifies a particular colour, we do our best to match it. But minor variations in wood, leather, fabric, glass and ceramic are inevitable. An exact colour match will never be possible.

*wild wood versions only available on fronts and table tops

**venetian oak is only available on fronts